



HORTICULTURE HORIZONS

The Newsletter of the Oklahoma Horticultural Society

Fall 2006

SEPT/OCT/NOV



"TWIGGERIES"

Garden Features & Utilities Made From Pruning Throwaways"

J.P. Malocsay was born and raised in Miami, Oklahoma. As a child, he fell in love with gardening and continued to garden wherever he lived, eventually turning professional.

He has gardened in public and estate gardens and for private clients before returning to Miami in the fall of 2003.

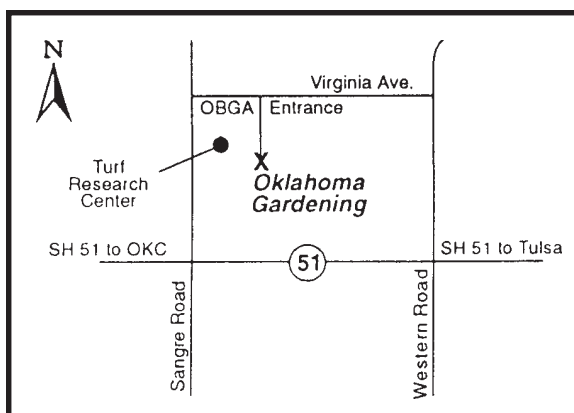
Beginning in the spring of 2004, he planted a volunteer garden for the Miami Public Library and since gardened for the local hospital. His chief horticultural interest is in homestyle gardens in public spaces. And he has a love for wildlife habitat gardening—he calls it gardens *wild and tame*.

J.P. Malocsay chose the name "twiggeries", for a pair of split hazel wickets he saw in a Connecticut garden in 1990. His first "twiggeries" made in Oklahoma, used oak, hackberry and willow. But out east he primarily used yew (*Taxus*), where estates often had sizeable specimens in need of pruning. Even the smaller foundation yews offer challenging, but interesting branches to work with. Yew twiggeries last for many years.

Now that he is back in Oklahoma, he searches for local materials. The nearest to yew, in terms of supply, longevity, and growth pattern interest is the juniper. Other plant material he is considering are the thorny Locust, the Osage Orange, and Crape myrtle. But for now his mainstay is the pasture cedar - *Juniperus virginiana*.

His rustic artifacts are simple, natural improvisations. They take their cues from the growth itself. Live wood is easier to deal with, though interesting things can be done with the deadwood found around. Just some of his creations include, *"Up The Downspout Vine Support, the Suit Yourself Trellis, Pot Trellis, Lookout Bird Perch, Maypole, Tripod Focal Point, Screen/Wicket/Stand, Fencing, Practical or Simply Visual"*.

Come to the Bi-Annual Meeting at the OBGA in Stillwater on September 24, meet J.P. Malocsay and see these imaginative creations - all made from "twigs" from your garden.



- **Sept 24 OHS Bi-Annual Meeting**
with J. P. Malocsay talking on
"TWIGGERIES, Garden Features
and Utilities Made From
Pruning Throwaways"
- OBGA in Stillwater, OK
- 12:30 pm OHS Board Meets
- 1:30 p.m. Short Business Mtg
along with the Silent Auction
- 2:30 p.m. J.P. Malocsay's talk
SILENT AUCTION ! -see page 7

2006 OFFICERS

President

Brenda Sanders

Vice President

Patrick Bones

Secretary

Wanda White

Treasurer

Dorothy McLemore

Board Members

Through January 2007

Frank Arney

Wanda Faller

Steve Hill

Shirley Kennedy

Rodd Moesel

Johnny Satterlee

George Vaclavek

Board Members

Through January 2008

Jeannie Coley

Sharon Miller

Dixie Gordon

Madeline Baldwin

Marianna Anderson

Scott Brenkert

Jim Kirby

Immediate Past President

Sharon Beasley

Committees

Education/Publications

Victoria Michalik

Publicity & Programs

Russell Studebaker

George Vaclavek

Historian

George Vaclavek

Membership

Al Sutherland

Webmaster

Hugh Stout, Jr.

Youth Activities

Marjorie Moesel

OHS
P.O. BOX 75425
OKLA. CITY, OK
73147-5425

WEBSITE:
www.okhort.org

LETTER FROM THE PRESIDENT

Here we are at – what we hope is – the end of a long, hot, dry summer. It really makes us appreciate fall when it finally arrives. Now we can appreciate being outside again!

Since we can appreciate being outside again, I would encourage all of you to make the trip to Stillwater on September 24 for the OHS Fall Meeting. Not only do we have J.P. Malocsay lined up as our speaker (thanks to Russell), but we also have the much awaited silent auction. For those of you who don't usually make the trip to Stillwater for our fall meeting, this auction is a lot of fun. There are always some great plants to be had as well as many other horticultural treasures. Another bonus is that the meetings are held at the Oklahoma Botanical Garden, site of the Oklahoma Gardening Studio Gardens and the OBG Arboretum. It is always nice to tour the grounds either before or after our meeting. Throw in a trip to Eskimo Joes or the Hideaway (my favorite) and you have a nice fall Sunday afternoon lineup. Hope to see you there!

I was just at OBG not long ago to attend the OSU Horticulture and Landscape Architecture Department's Awards Ceremony. I had the privilege to meet our two OSU-Stillwater scholarship winners for this year, Annie Crockett and Anh Pham. Annie is majoring in public horticulture and Anh is majoring in landscape architecture. They were both very appreciative of the help that the Oklahoma Horticultural Society has been able to give them towards their education. One of the perks of being president of the Oklahoma Horticultural Society is that I get to meet most of our scholarship winners in person. It really makes it worth the effort that goes in to raising money for the various scholarships we give when you see how much it helps these students continue their education in horticulture.

So on that note, I would like to pass along the thanks I received to all of you who work so hard at our various fundraising events as well as to those of you who make monetary donations towards scholarship. Your efforts are greatly appreciated!

Brenda Sanders



OHS TREASURER'S REPORT

August 14, 2006

CHECKING BALANCE: \$1,466.10

SAVINGS BALANCE: \$16,787.88

ADVERTISING INFORMATION

	Members	Non-member	Issue	Deadline
Bus card	\$15.00	\$20.00	Spring	March 1
1/4 page	25.00	35.00	Summer	May 1
1/2 page	45.00	55.00	Fall	August 15
full page	85.00	100.00	Winter	November 15

SWELTERING SUMMER FOR THE LEGACY GARDEN

Luckily most summers are not as hot and dry as this one! Otherwise not many new plants could ever get established in our gardens. It is hard to believe that the Legacy Garden survived it's first 17 years without irrigation, because it sure needed it this year!

On June 6th we had an evening work session to get the beds in good shape for the Festival in the Park. Wanda and Lindsey Faller, Jennifer and Hugh Stout, Sharon Miller, Michael Offutt, and I weeded, spot watered, and planted a few new plants, including another Pink Knockout Rose and three Skypencil Hollies. The next day I returned to divide a clump of variegated liriopoe that was in the middle of one of the beds and transplanted it along part of the sidewalk. By then the temperatures were already reaching the 90's, so other than a few quick stops to spot water some of the new plants, we left the Legacy Garden alone for most of June and July. However, Michael Offutt would frequently stop by on his way home from work and pull a few weeds. Twice he even watered the xeric bed which does not have any irrigation. Thank you Michael!

In late July, after a couple of weeks of 100 degree temperatures, Sharon Beasley and I met at the Legacy Garden to check and adjust the irrigation system. One of the Parks Department employees re-adjusted 2 of the sprinkler heads for us so it no longer waters the sidewalk. We then increased the watering time for one of the zones that was drying out too quickly, and hand watered the xeric bed. I also sprayed most of the nutsedge with some MSMA that was donated by Marilyn Lahr.

On August 10th we met again for a couple of hours to weed and water the xeric bed. This drought has convinced me that it would be nice to have irrigation into the xeric bed as well. Hooking together three lengths of hose to reach that bed, and then putting them away when it's in the 90's is no fun! So we are going to ask the company that installed the system for some options.

Meanwhile, most of our plants have survived. We did lose a camellia, a hydrangea, and some new ferns which were all in the south bed.


A few of the crapemyrtles are struggling, but most look really good. The best performers this year have been the desert willow, the woodcote sage, and three of the annuals: tutti-fruitti lantana, silver tidal wave petunia, and variegated sweet potato vine.

Thanks to everyone who helped this summer, despite the sweltering temperatures! In anticipation of cooler temps, the next two workdays are scheduled for 9 am Sat. Sept 2nd (Labor Day week-end), and 10 am Sat. Oct 7th. Please come out and help OHS maintain this wonderful Living Legacy of the Constitution!

Marianna Anderson
Chair, Legacy Garden Committee



Bob Scott Nursery & Contracting




"Growers of unusual
and hard to find plants"

10116 W. Wilshire
Yukon, OK 73099
1/2 mi west of Kilpatrick
Turnpike on Wilshire

We have a large selection of
flowering trees, shrubs and pe-
rennials for both sun and shade.
We are known for our daylilies
and hostas.



phone: (405) 721-0802
email: bobscottnursery@cs.com



GARDEN TOUR A PERFECT WEATHER DAY

The weather was almost perfect for the tour this year. The people seemed to flow nicely in and out of the gardens and the crowds seemed good. Unfortunately, when we counted the money taken in and tickets left, we had the lowest numbers of tickets sold ever. We sold 403 tickets. Of course, volunteers get free tickets so they added to the number of people actually viewing the gardens. When so many people work so hard for the tour, it is discouraging not to have better results. Next time, we all need to tell our gardening friends and neighbors about the tour so we can boost the numbers. I thought we had a great lineup of gardens and I enjoyed the diversity of styles.

Many thanks go to the tour committee: John Fluitt for obtaining gardens, Keith Pierce for the poster design. John and Keith also worked to produce the tickets. Jeannie Spence was again our faithful caller to recruit volunteers. She was a great help to Lois DeCamp who also did some calling and organized the volunteers. Jackie Pogue wrote the bulk of the garden descriptions with some assistance from proof readers - John, Keith, their co-worker, Roger Runge and me. Hugh Stout, Jennifer Stout, Beth Wagoner and I dragged ourselves up at the crack of dawn on tour day to put up tents and signs. Sharon Miller, Lois and I were trouble shooters for the day. Treasurer, Dorothy McLemore, arranged for

the liability insurance and took care of the money. The fun for the treasurer is when the money has to be counted at the end of the day which is no quick task.

The volunteers, who were able, enjoyed a great volunteer party at Wanda and Lindsay Faller's home. They were gracious hosts for the evening and we appreciate their hospitality. The weather threatened to ruin the party but didn't after all, and those in attendance got to witness a beautiful, double rainbow after a quick, light sprinkle of rain.

We will be needing a tour chairman for the next tour, so if anyone would like to help in that capacity, let our President Brenda Sanders know. Also, if anyone knows of quality gardens that would be suitable for the tour, let John Fluitt or Brenda Sanders know. It is not easy to come up with several gardens every year. We are fortunate that John is a landscaper and has knowledge of many good gardens. Many times he talks his own clients into being on the tour, but many garden owners do not like sharing their gardens with several hundred people. This year we had Greg Campbell, one of our members, call to offer his garden, and we did find his garden worked into the tour this year. Let us know, if you would like your garden considered for the tour.

Lastly, thanks to all the volunteers who worked in gardens on tour day. We have many faithfuls who can be counted on every year. We appreciate everyone who offers any year. If you have never been a volunteer, think about helping next time.

**Sharon Beasley,
2006 Tour Chairman**

PRECURE NURSERY & GARDEN CENTER		Trees Shrubs Ground Covers Bedding Plants Sod Grass Water Features Fertilizer Pottery Lawn & Garden Art Statuary Bird Feeders Tropicals	
4535 N.W. 63rd • Oklahoma City, OK 73132 Landscaping 405.721.5638 Garden Center 405.721.5637			
8125 W. Reno • Oklahoma City, OK 73127 Landscaping 405.789.4930 Garden Center 405.789.2540			
Specializing in Affordable Landscape Design and Installation www.precurenursery.com			

THANK YOU GARDEN TOUR VOLUNTEERS

Thank you so much for volunteering for the tour! Lois DeCamp

Marianna Anderson	Judith Hill	
Frank & Lila Arney	Steve Hill	
Ann Baer	Teresa Hoehner	Kathy Plant
David & Janis Bailey	Beverly & Jack Hollingsworth	Keith Pierce
Lois DeCamp	Janis Johnson	Jackie Pugh
Laurie Barger	Shirley Kennedy	Jan Prestwood
Sharon Beasley	Zanaib Khankah	Suzanne Rennix
Margaret Biggs	Patricia Killian	Marc & Betsy Rowland
David & Amy Birdwell	Barbara & Jim Kirby	Deborah & Carl Rubenstein
Carol Blackwood	Bonita Lanthripe	Kathleen Ryan
Jennifer Bond	Leslie Large	Brenda Sanders
Jay & Barbara Breithaupt	Jan Layman	Johnny Satterlee & Susan Cabiness
Scott Brenkert	Patsy Lee	Fred Schneider
Charles & Lois Cailloutte	Arnold & Barbara Lloyd	Debbie Smith
Greg & Sheila Campbell	Jo Logan	Par Sparks
Gilbert & Watzel Carlson	Connie Mace	Jeanie Spence
Kitty Champlin	Dean & Wanda Manderscheid	Darla Sowles
Lida & Jack Clinton	Lollie McDonald	Hugh & Jennifer Stout
Jeanie Coley	Shirley McFarland	All Sutherland
Bill & Kay Condren	Dorothy & Bob McLemore	Norma Taggart
Lois Decamp	Doug & Debbie McQueen	Betty Thompson
Jacob Edingfield	Darlene Michael	Leslie Tippett
Wanda Faller	Anne Michalski	Larry & Mary Trachtenberg
Lynda & Alan Frizell	Pat Miller	Jane Tucker
John Fluitt	Sharon Miller	George Vaclavek
Ginny Greenberg	Rhoda Myers	Beth Wagner
Ora Hare	Dee Nash	Wanda White
Analee Harper	Michael Offlutt	Betty Whiting
Kelly Heitzman	Mike Pantoja	Sharon Zelinger

AND THANK YOU VOLUNTEERS FOR THE "FESTIVAL IN THE PARK"

I would like to thank everyone that helped with our plant sale at the "Festival in the Park" We really had a wonderful time visiting with friends that we sometimes see only once a year. Brian was very knowledgeable and answered questions about plants. Our total income was \$949.00 less taxes.

Sincerely, Shirley Kennedy

Chair for "Festival in the Park"

THANKS TO:

Patsy Lee
Marjorie Moesel
John Fluitt
Jeannie Spence
Jeannie Coley

Wanda Faller
Dorothy McLemore
Marianna Anderson
Sharon Beasley
Wanda White
Shirley McFarland

Warren Filley
Cathey Bartodej
Rae Leigh and Heather Brum

AND THANK YOU TO ANYONE WE
MAY HAVE MISSED FOR EITHER EVENT



HARLEQUIN HONEYSUCKLE



Mike Schnelle, OSU

Honeysuckles (*Lonicera* spp.) have gotten a bad rap over the last few years by individuals with legitimate concerns for the environment. While it is true that certain honeysuckle can be invasive, and thus potentially detrimental to native flora and fauna, many still have a place in the nursery, garden center and landscape. Harlequin honeysuckle (*Lonicera periclymenum* 'Harlequin') is one of the "tamer" honeysuckles that has proven itself worthy for Oklahoma horticulturists to grow.

Harlequin honeysuckle's claim to fame is its multi-colored foliage. During spring or summer, one can enjoy the green, white and pink leaves often carried by pink to purple petioles. The wavy, 2-3" leaves remain pest-free throughout the growing season. Despite hot summers, pigments in the leaves remain stable and thus provide consistent variegation, described above, throughout the year. Cool fall nights often intensify the colors of the foliage. Occasionally, this selection will remain semi-evergreen in Oklahoma until December. There is little to no winter interest.

Like honeysuckles are known for, this selection will flower. However, based on several years of observations, I have found Harlequin to often remain essentially vegetative (non-flowering) for most or all of a growing season. This is a good trait to point out to those worried about its potential to spread. And on the flip side, for those that might shun the plant due to its tendency to not always profusely bloom, it should be noted that the

foliage alone aesthetically justifies this vine, sometimes shrub-like plant, in the landscape. Pink to yellow, fragrant flowers are possible and further add to the ornamental appeal of the vine. Red fruit may ensue.

Because *L. periclymenum* 'Harlequin' grows in partial shade to full sun and is not finicky about soil conditions, it can be used just about anywhere from the Panhandle to Southeastern Oklahoma. Variegation is normally unaffected by shade or sun although intense light may "bleach out" foliage color on occasion. My preference for this plant is as a ground cover. It does not spread rapidly and consequently will not force the landscaper to constantly keep it in bounds from other plants or off hardscaped areas. It may not grow more than 24-30"/season. As a ground cover, it will mound upon itself to several inches high to up to a foot or so in some settings. The real beauty lies in how this plant is used around other ornamentals. It is striking in shrub borders growing beneath plants such as Diablo ninebark or other plants known for maroon foliage. It also would also be pleasing against red or yellow leafed barberry. This plant could also be trained on a trellis or otherwise vertical plane. Again, it would be best to grow it near other plants of complementary colors.

Harlequin honeysuckle is propagated by softwood cuttings. Liners are available from a number of suppliers including Spring Meadow Nursery, Grand Haven, Michigan.

Satterlee Landscape Nursery has been serving plant lovers from across the state for 40 years. Family owned and operated, we specialize in unusual varieties as well as old favorites. Select from a wide variety of trees, shrubs, perennials, water plants, annuals and tropicals for every situation.

Come enjoy our new water garden area with a waterfall, large pond, flagstone patio and raised planting beds. Personalize your garden with selections from our new line of garden accessories such as gazing globes, wind chimes, hand-carved granite fountains, spheres and oriental lanterns. We also offer cast concrete fountains, birdbaths, planters and statuary in a variety of finishes to compliment your home.

Our trained staff (including four Oklahoma Certified Nurserymen) will guide you in the best plant selections for our area. Visit with our design staff to bring to life the garden of your imagination. Satterlee's offers landscape design, installation and delivery to suit your needs.

**Visit us today at 6922 North May Avenue Hours: Mon. - Sat. 8:30 a.m. - 6:00 p.m.
Or call: (405) 848-6228**

Satterlee
LANDSCAPE NURSERY
...including the unusual



GET INVOLVED

DONATE AND BID AT THE AUCTION



The OHS's auction is a great way to get involved with our society. We will again have a silent auction as part of our bi-annual meeting. This fundraiser is always a lot of fun. Everyone brings something horticulturally-related to donate to the auction. Items can range from plants from your garden, books, pictures, tools, flower arrangements, bulbs, pots, etc.... Each item is numbered and is bid on silently on paper throughout the meeting. After last call, the papers are collected and winners announced. It is great fun and you can really get some wonderful items for little money.

So bring an item or two and join in the fun.



A COUPLE OF INTERESTING PLANTS.....

by Shirley Kennedy

ERYNGOES

Eryngoes are among the carrot family with long spiny leaves. Flower heads are small, white and bristly. *Eryngium yuccifolium*, rattlesnake master or snake plant, was the plant in Baily's garden. This was once reputed to cure snakebite.

Reference: Reader's Digest, North American Wildlife, 1982.

SORBARIA

I was delighted to finally learn the name of this plant, located outside the south door at Will Rogers Park. It was seen in Baily's garden with the terminal panicles of small white flowers. We were all having fun guessing the names, such as elderberry or sumac. I was given the names *spiraea* and *sorbus* from friends at the "Festival in the Park". I found the correct name, *Sorbaria kirilowii*, syn. *Sorbaria arbora*, *spiraea arbora* or false *spiraea* in Botanica's "Tree and Shrubs", 1999.

An Interesting statistic...

David and Goliath in the Garden

A recent report says that 70% of all lawn and garden sales are rung up by Home Depot, Lowe's, Wal-Mart, and K-Mart. We shop the big-box stores, too, but imagine this: If that percentage ever reaches 100%, how will that affect your gardening?

SUPPORT OUR LOCAL NURSERYMEN AND GROWERS !

OHS WEBSITE:
www.okhort.org

Growing
for All Your Gardening Success
TLC Nursery & Greenhouses, Inc.



105 W. Memorial Rd. - 751-0630
8208 NW Expressway - 720-0091
2001 S. Douglas
Midwest City - 751-0630

Oklahoma's Leading Garden Centers

Exochorda serratifolia (Pearlbush)

Mike Schnelle, OSU

Because *Exochorda serratifolia* is appropriate to use in a number of hardiness zones and the fact that it lights up the spring landscape, this species and its cultivars need greater appreciation by landscapers and nurserymen alike. This Rosaceae family member is underutilized relative to other pearlbush species and hybrids within this genus, particularly in the warmer zones of its growing range.

Spring foliage of pearlbush unfurls sometime in early March, at least in zone 7. The simple, alternately arranged leaves ultimately expand to 3-4" long. With immature or unhardened growth, the petioles add to the spring/summer ornamental display as they are often pink to purple several weeks before turning green. While the arrival of the leaves is not the ornamental focus, the flowers that soon follow definitely attract attention. The plant's common name is derived from the early tight flower buds that loosely resemble pearls. The white racemes, made up of several individual five-petaled flowers almost 1" in diameter each, last at least two weeks in the landscape. With the balance of the growing season, the foliage remains clean and virtually pest and disease free.

As fall approaches, yellow fall color may develop some years. Another ornamental attribute is the ornamental, 1/4" five-valved capsules that persist on the plant into the winter. Fruits resemble those of *Euonymus* (*Euonymus* spp.) although again they are five not four-valved capsules. Bark for this species is normally brown and too lackluster for much winter interest.

Use *E. serratifolia* as a large shrub or limb the species into a small tree to 10-12' tall in most sites (some cultivars more compact). This particular pearlbush is doing well in my landscape trials in dappled shade or full sun when irrigated. Between my experience and what I've read I haven't found it to be particular regarding pH although I suspect optimally it would prefer slightly acidic soils. Upon establishment it is at least slightly drought tolerant although it must receive periodic irrigation when good flower display and lush foliage are expected. When grown as a tree, pearlbush probably deserves another look as a "utilitree" given its diminu-

tive size and unlikeliness to grow into power lines. Pearlbush performs well in large architectural containers besides traditional landscape plantings. This species, en masse, also serves a low maintenance deciduous hedge. Landscapers will find this plant to be remarkably durable, stepping up to the plate in a number of landscape settings and uses.

Cultivars for this plant exists such as 'Snow White' and 'Northern Pearls' (a particularly cold hardy selection. The species can be propagated by seed which is commercially available from various woody seed companies. Cold stratification is necessary from 60-90 days at 34-36F. It may also be propagated by softwood cuttings.

Exochorda serratifolia can be grown from Minnesota to Texas, again making this Asian plant an exciting small tree or large shrub for the majority of the country (zones 4-8) to enjoy.

WELCOME

**Patricia Atkinson
Janet Atyia
Jahree Bassett
Kelly Berry
Janet & Jim Bristow
Janet Colgan
Robert Easton
Leanna Eversmeyer
Sue Ann Johnson
Lollie McDonald
Marilou McKenzie
Linda & Bill Noland
Elba Rivera
Ceci Taylor
Samantha Wagner**

NEW MEMBERS

“Horticulture for Food and Fun”

26th Annual Oklahoma/Arkansas Horticulture Industries Show

Dates: January 5th and 6th, 2007

Holiday Inn City Center, 700 Rogers Avenue, Fort Smith, AR 72901

“Horticulture for Food and Fun” is the theme for the 26th Arkansas/Oklahoma Horticulture Industries Show. This two-day grower meeting and trade show is sponsored by the University of Arkansas, Oklahoma State University, Tulsa Community College, the Samuel Roberts Noble Foundation and the Kerr Center for Sustainable Agriculture. It has consistently provided growers the latest information on vegetables, fruit, herbs, Christmas trees, farmers market crops and public gardening issues. Growers from Oklahoma, Arkansas and surrounding states are welcome to attend.

The meeting will be held from 9 a.m. until 5 p.m., Friday and Saturday, January 5 and 6, 2007 at Holiday Inn City Center, 700 Rogers Avenue, Fort Smith, AR 72901

On Friday and Saturday, each day will feature a keynote speaker than follow with the six different grower organizations of H.I.S. providing concurrent educational programming on the following topic areas: Christmas Trees, Vegetables, Fruit, Herbs, Farmers’ Market Growing/Sustainable Agriculture, and Public Gardens/Master Gardeners.

Attendees to the two-day event will receive a CD-Rom containing all programs presented during the event. For further details log onto the following website after October 30:

<http://www.okstate.edu/ag/asnr/hortla/events/his.html>

Or contact HIS Secretary/Treasurer, Donna Dollins:

e-mail: donna.dollins@okstate.edu or 405-744-6460

KEN DRUSE

2007 SOCIETY'S ANNUAL MEETING SPEAKER!

The 2007 Annual Meeting looks to be an exciting one! Ken Druse will be our speaker. And we must give Russell Studebaker a round of applause for this year's choice. The date is now being confirmed, so I can only say it will be mid March. We will again, ask our speaker to appear at several locations with his talks and book signings. Look for more information on our website and in the next issue of the Horizons. But for now, plan to enjoy the next speaker in our series, Mr. Ken Druse.

OHS WEBSITE:

www.okhort.org

*Miller & Co.
Cash Flow Specialists*



*We Purchase Trust Deeds, Mortgages,
Mobile Home Notes, Business Notes,
All Other Secured Notes*

Sharon Miller, Owner www.cash4cashflow/smiller8
405-722-0833 BMiller345@aol.com

Oklahoma City Zoo
& Botanical Garden
2101 N.E. 50th Street
Oklahoma City, Ok

GARDEN GALA - SEPT. 30

The Garden Gala, annual event at the Oklahoma City Zoo and Botanical Garden, will be held from 10:00 AM to 2:00 PM on Saturday, September 30, 2006. Zoo visitors will enjoy a day of entertaining and informative talks and demonstrations by OKC Zoo Horticulture staff, this year featuring gardening for butterflies. The event date should coincide with the fall migration of the Monarch butterflies. Horticulture staff will lead plant walks and offer Children and Adults information on how to build butterfly attractant gardens NOW and identification keys for the most common butterflies seen in the zoo's gardens every year.

This event will also offer opportunities for garden clubs and commercial nurseries and greenhouses and other businesses with plant-related items to sell products to support organizations and local garden businesses.

We will offer gardening events to the public yearly. Garden Gala will be held every fall. Each year we shall take on the challenge to educate the public on plant selection and care.

Please join us for a day of great gardening fun.

The OHS will have a booth again this year. If you would like to volunteer some time and enjoy this event too, please contact Brenda Sanders at (405) 624-0583

OKLAHOMA HORTICULTURAL SOCIETY 2006-7 EVENTS

Oklahoma Horticultural Society (OHS) Monthly Educational Meeting - 7 PM - OKC

Monthly educational meetings are held the fourth Tuesday of each month (except July, August and December) at 7 PM at the OKC Will Rogers Garden Center. Meetings are open to the public and all are welcome.

Sept 24 OHS Bi-Annual Meeting - J. P. Malocsay "Twiggeries, Garden Features and Utilities Made from Pruning Throwaways". OBGGA in Stillwater. see page 1 for details

Sept 26 OHS Monthly Educational Meeting TBA - 7 PM - Will Rogers Garden Center; OKC

Sept 30 - Oklahoma City Zoo & Botanical Garden's Garden Gala - see above for details

Oct 11- Herbaceous Plant Materials Workshop, OSU, 405-744-7361

Oct 24- OHS Monthly Educational Meeting Dr. Mike Schnelle, "Underutilized Plants for Oklahoma- 7 PM Will Rogers Garden Center; OKC

Nov 14 - Tree Care Workshop – OSU Botanical Garden, Stillwater, 405-744-7361

Nov 28 - OHS Monthly Educational Meeting TBA - 7 PM - Will Rogers Garden Center; OKC

Dec 6 (instead of Nov 1) -Poinsettia Open House; - OSU Research Greenhouses, Stillwater, 405-744-7361

2007

January 5 & 6 - 26th Annual Oklahoma/Arkansas Horticulture Industries Show

"Horticulture for Food and Fun" Holiday Inn City Center, Ft. Smith, Arkansas.

For more information contact Donna Dollins, donna.dollins@okstate.edu or call 405-744-6460.

March (date TBA)- OHS Annual Meeting with Ken Druse - more information to come.

**A COMPLETE LISTING OF OKLAHOMA'S HORTICULTURAL
EVENTS, CHECK THE OHS website at: www.okhort.org**



AMERICAN
HORTICULTURAL
SOCIETY



O K L A H O M A
H O R T I C U L T U R A L S O C I E T Y

BOTH FOR ONLY \$35 PER YEAR!

Enjoy the benefits of your local gardening society as well as the nations most prestigious horticultural organization

OHS - AHS JOINT MEMBERSHIP FORM

Date _____

MEMBERSHIP TYPE

- New Member
- Renewal
- Gift Membership

MEMBERSHIP OPTIONS

- General - 1 or 2 persons in same family with 1 card only . . . 35.00
- General - 2 persons in same family with 2 cards 40.00
- Life OHS Member - Does Not Include \$20 yearly AHS Dues . . . 300.00
- Yearly AHS dues for Life OHS Members. 20.00

Name(s) _____

note: when only 1 AHS card desired, please circle name to be on card

Street Address _____ Occupation _____

City/State/Zip _____

Phone (Home) _____ (Work) _____

E-mail: _____ Please make check payable to:
Oklahoma Horticultural Society * P.O. Box 75425 * Oklahoma City, Oklahoma * 73147-5425

ATTENTION:

Take note of a change in the OHS/AHS membership dues. The usual \$35 annual fee will give you only one (1) AHS card. For an additional \$5, a 2nd card will be mailed.

And as always, when renewing or signing up as a new member, **PLEASE SEND YOUR FORM AND CHECK TO THE OHS P.O. BOX** (not the AHS address) - This will speed up the paper work



Specializing in the diagnosis and treatment of Asthma and other Allergic diseases in adults and children since 1925.

Warren V. Filley, M.D.

Diplomate American Board Allergy, Asthma and Immunology

MERCY OFFICE
Plaza Physician Offices
4140 W. Memorial Rd.
Suite 115
Oklahoma City, OK

CENTRAL OFFICE
750 N.E. 13th
(2 Bks, East of Lincoln)
P.O. Box 26827
Oklahoma City, OK 73126
(405) 235-0040

NORMAN OFFICE
Physicians & Surgeons Bldg.
950 North Porter
Suite 101
Norman, OK

**Oklahoma Horticultural
Society**

P.O. Box 75425
Oklahoma City, OK 73147-5425

OKLAHOMA HORTICULTURAL SOCIETY

"GARDEN UTILITIES"



Garden Features & Utilities

Made From Pruning Throwaways"

by J. P. Molocsay

**BI-ANNUAL MEETING
SUNDAY, SEPTEMBER 24
OBGA - STILLWATER**

- OBGA in Stillwater, OK
- 12:30 OHS Board Meets
- 1:30 p.m. Short Business Mtg
along with the Silent Auction
- 2:30 p.m. J.P. Malocsay's Talk



Bring an item

or two

for the auction!



Mailing address: OHS P.O. Box 75425 Oklahoma City, OK 73147-5425
Web Page: www.okhort.org