



HORTICULTURE HORIZONS

The Newsletter of the Oklahoma Horticultural Society

Summer 2006
JUNE/JULY/AUG

GARDEN TOUR FOR CONNOISSEURS SHOWCASE DIVERSE STYLES

Mark your calendar for Saturday, June 3, 2006. OHS has another delightful Garden Tour for Connoisseurs planned for that date. It is our eighth year to organize the tour. This year, two of our members have their gardens on the tour- Johnny Satterlee, and Greg and Sheila Campbell.

Seven private gardens will be open for the tour. You will see gardens on acreages and on smaller plots. Some outstanding features of the gardens this year are: The Satterlee garden with a cozy, intimate courtyard and a large collection of evergreen shrubs and trees; two gardens (Trachtenberg and McQueen) will intrigue golf players when they see the practice putting greens, both gardens also feature areas that are formal; the Birdwell garden with carved artwork on tree stumps and a pool area decorated with summer-long blooms of 'Nearly Wild' roses; The Rowland garden with a new potting shed and reworked landscaping designed to lessen the view and noise of nearby Western Avenue; The Campbell garden with an eclectic collection of plants that plantaholics will delight in viewing, including a tri-color beech tree; and the Bailey garden with a very natural-looking design that incorporates many decorative grasses and other easy-care

shrubs planted in walled beds created with native red rocks. OHS is very appreciative of all the garden owners who are opening their lovely gardens to the public this year. Ken Hutmacher has again helped sponsor the tour, and his continued support is very valued.

We are cutting back on ticket outlets this year to save on ticket printing costs. We are also changing the ticket pricing; the tickets will be \$10 regardless of where one is purchased. We are trying to simplify some of the tour procedures. Remember, if you are a tour volunteer, you get a free ticket. Tickets will go on sale mid May. Children 6 and under free. The cost for viewing a single garden is \$5. The tour is from 9am to 4pm. And as always, the tour goes on

in the rain or sunshine. Questions: call Sharon at 405.392.4727 or 405.990.6069; e-mail at gardener@pldi.net.

The proceeds from the tour are used for several OHS projects to promote horticulture and horticultural education in Oklahoma. We hope all the members will take time to enjoy this day of garden touring. Invite friends and relatives to tour with you.

See page 7 for ticket outlets and garden locations



2006 OFFICERS

President

Brenda Sanders

Vice President

Patrick Bones

Secretary

Wanda White

Treasurer

Dorothy McLemore

Board Members

Through January 2007

Frank Arney

Wanda Faller

Steve Hill

Shirley Kennedy

Rodd Moesel

Johnny Satterlee

George Vaclavek

Board Members

Through January 2008

Jeannie Coley

Sharon Miller

Dixie Gordon

Madeline Baldwin

Marianna Anderson

Scott Brenkert

Jim Kirby

Immediate Past President

Sharon Beasley

Committees

Education/Publications

Victoria Michalik

Publicity & Programs

Russell Studebaker

George Vaclavek

Historian

George Vaclavek

Membership

Al Sutherland

Webmaster

Hugh Stout, Jr.

Youth Activities

Marjorie Moesel

OHS

P.O. BOX 75425

OKLA. CITY, OK

73147-5425

WEBSITE:

www.okhort.org

LETTER FROM THE PRESIDENT

Welcome rain, welcome, welcome! If you're like me, you were getting a bit worried about going into the Oklahoma summer with a severe deficit of rain. No matter how much you water, it's not enough. Thankfully, with the rain the cracks in my yard have disappeared for now and the lawn and flowers are really greening up.

Owen and I have been out "working" in the garden. I say "working" because we still don't have all the annuals planted and the mulch down. We've been busy – we're just not accomplishing much! My husband John calls Owen a "progress impeder" as you never seem to progress on any project in a forward direction when he is helping.

Even with all the help of a 2½ year old, I have enjoyed my garden more this year. Instead of feverishly working to get everything planted, mulched and done – I've spent more time in the garden. Owen and I have looked at all the new earthworms, dug up grubs and thrown them to the birds, and discovered just how deep Bermuda grass roots really do go. It's been a good learning experience for both of us.

While my garden won't be much of a showcase this season, the Legacy garden at the Will Rogers Garden Center will be. If you haven't seen it, you really need to drop by and see just how much work Marianna Anderson and her crew of volunteers have done to get that garden ready for the season. It looks fantastic and Marianna deserves a big "Thank You" for making sure that project has progressed in a forward direction.

The other project that is progressing nicely is the Garden Tour for Connoisseurs. Thanks to the hard work of Sharon Beasley and John Fluitt, we have a great lineup of gardens for this year's tour. The tour is June 3 and there's still time to volunteer to work that day if you haven't. Even if you can't work the tour, I hope you will be able to take advantage of the tour to access some really great gardens.

Finally, while you are out working in your garden, remember to pot up a few plants for the Oklahoma Horticultural Society booth at the Festival in the Park on June 10. I know I've got several volunteers in my garden that are going to go for that cause. That is, if I can get Owen to help me pot them up...

Sincerely, **Brenda Sanders**

MARK YOUR CALENDAR FOR THE BI-ANNUAL MEETING

The Bi-Annual meeting plans are set for September 24th. Russell Studebaker, OHS Chairman for Programs, has asked **J. P. Malocsay** to give a presentation for our annual Fall event. The title of his talk will be "**Twiggeries, Garden Features and Utilities Made from Pruning Throwaways**".

This meeting will take place at the OBG in Stillwater. Along with our speaker, the Oklahoma Horticultural Society will hold a short meeting and silent auction. Times will be announced in the next issue of the Horizon.

OKLAHOMA GARDENS PREPARE FOR THE 2007 AMERICAN IRIS SOCIETY CONVENTION



The Oklahoma Iris Society is playing host to the AIS National Convention the first week in May of 2007. Most members agree the garden tours are the main drawing card of the conventions. Our tour will cover 10 gardens over three days in and around Oklahoma City with approximately 750 to 1000 people expected to pass through. Four of these gardens are public gardens. They are Will Rogers Iris Garden, the State Capitol (between the Will Rogers and Sequoyah office buildings, north of the capitol building), University of Central Oklahoma in Edmond (in front of the library) and our master planting at OSU at Oklahoma City (south of the greenhouses). This is also a recognized Oklahoma Centennial event.

What makes the garden tour so popular and unique is the huge quantity of the very latest introductions and seedlings hybridizers from around the world send to the convention. OKC received over 1000 different iris, 3000 total, spread out among the tour gardens. Most these iris were sent last year (beardless varieties two years ago), giving the plants two years to mature for the tour. This gives hybridizers visibility as well as the opportunity to showcase their latest creations. It gives the attendees the chance to see what's new and how they actually grow. It gives us here in Oklahoma the rare opportunity to see just how each plant handles Oklahoma's unpredictable climate and various soils as well as introduces us to growers we may not hear of very often.

The hybridizers usually send the convention two or three rhizomes of each plant, which are divided among nine gardens. This means those nine will have around

225 to 250 'guest' iris as well as their own collections. The tenth garden is our 'master planting' garden, which has one of each plant, giving it 1000 unique and different iris. OSU at Oklahoma City is that garden. The beds there actually spell out 'OSU'.


These 'guest' iris are governed by a Code of Ethics and rules of the American Iris Society. The iris and their increases remain the property of the contributor or hybridizer while in our gardens. They cannot be hybridized with, shown, nor can the gardener keep any part of them without permission. They must be given their own beds and a good two feet to grow in. The gardener must take very good care of these guests, providing good soil, care and space. Signage and mapping is also required so as not to lose one!

A lot of new beds were created across central Oklahoma to provide these beauties their own stage. Bringing in soil and amendments, as well as watering, constant weeding and overall pampering has piled up many hours of work for the hosts and many volunteers. Along with Oklahoma Iris Society members, several iris members from other societies have pitched in with time and money to make this a statewide effort. Master gardeners, state employees, college students and even the boy scouts have pitched in as well to make this a special event.

As president of the Oklahoma Iris Society, I invite you all to take advantage of this special occasion and come see the iris. The public gardens are available for you to take note of your favorites or just to enjoy. Our society's sale will be July 14 and 15 at Will Rogers Garden Exhibition Center. I also invite you to join the Oklahoma Iris Society. It's a vibrant group that meets monthly on the first Friday of each month at 7 PM, except May, July, August and January, also at Will Rogers Park. Cost is \$3 per year. There's more information at our website, www.okiris.org. We hope you can come join us in the gardens.

Hugh Stout

Oklahoma Allergy & Asthma Clinic



Specializing in the diagnosis and treatment of Asthma and other Allergic diseases in adults and children since 1925.

Warren V. Filley, M.D.
Diplomate American Board Allergy, Asthma and Immunology

<p>MERCY OFFICE Plaza Physician Offices 4140 W. Memorial Rd. Suite 115 Oklahoma City, OK</p>	<p>CENTRAL OFFICE 750 N.E. 13th (2 Blks. East of Lincoln) P.O. Box 26827 Oklahoma City, OK 73126 (405) 235-0040</p>	<p>NORMAN OFFICE Physicians & Surgeons Bldg. 950 North Porter Suite 101 Norman, OK</p>
---	--	---

A Busy Spring in the Legacy Garden



We have had a very busy spring at the Legacy Garden, with several large and small workdays already! And although we've been in a drought, the two best-advertised workdays had to be postponed due to rain! Our first scheduled workday was postponed for a week when we finally got some rain on St. Patrick's Day. So on March 25th Wanda Faller, Michael Offutt, Sharon Beasley and I met for the first session of the year. We trimmed, weeded, and cleaned-out leaves and other winter debris.

Then on April 8th, which was unseasonably cold and windy, a larger crew showed up to help, including Cathy Connel, Sharon Miller, Michael Offutt, Jennifer Stout, Wanda Faller, and Wanda White. We weeded, cleaned-out the rest of the leaves and debris, and even planted. Precure Nursery gave us wholesale prices on some shrubs and perennials which we planted, along with 3 grasses brought by Jennifer Stout, daylilies donated by the Central Oklahoma Hemerocallis Society, and a bunch of woodland phlox, and hellebores (perennial of the year) which Wanda Faller dug up and donated from her yard. Later the next week, Wanda returned and planted 3 Kerria in the south bed, which has kind of become her "baby". A few days later, on April 11th, Karen Martin met me at the Legacy Garden to plant almost 20 Mexican Feather Grass which she dug and donated from her yard.

At the OHS April 25th meeting I announced 3 upcoming workdays in an effort to get the Legacy Garden looking really good for the May 4th grand re-opening of the tennis center at Will Rogers Park. Although the tennis center is on the opposite end/corner of the park, I anticipated a little extra traffic at the garden center because of it. So the next day was the fourth workday. April 26th was a weekday afternoon session, where Sharon Miller and I planted two flats of annuals and 10 Stoke's Dwarf Yaupon hollies. I stayed a couple hours later to weed and pot up some extra coreopsis and

perilla for the OHS sale table at Festival in the Park coming up in June. The following day was the fifth workday, which was a week-day evening session and brought out some new volunteers. Kathleen Ryan and Sharon Zelinger helped weed and pot-up some gold feverfew seedlings. We were joined later by Sharon Miller and Michael Offutt, who started mulching some of the freshly weeded sections of the beds. The sixth workday was scheduled for Saturday April 29th, but that's when we got our 2-3 inches of rain. So instead, our big mulch day was divided into two. On Mon evening, May 1st, Wanda Faller, Jennifer and Hugh Stout and I weeded and mulched two-thirds of the Legacy Garden. The next evening Sharon Zelinger, Fred Anderson (my husband) and I finished the mulching job. The following morning Sharon Beasley called and said she could help and had some plants to donate to the Legacy Garden if I wanted to meet her there. She brought 2 kinds of oxalis, and 2 varieties of heuchera, several blue salvia, and some penstemon, dianthus and veronica. We also planted several things donated by TLC Nursery, including a snowball bush, some scotch moss, two lavender, and a flat each of impatiens and begonias. Thank-you Sharon, and Linda and Charles Shackelford for those donations!

Now we can take a little break before the next workday! I know that after this last big push I need a break! Hopefully the mulch will prevent new weeds from coming up too quickly, though we will need to give it a touch-up before the Festival in the Park. With that in mind, I would like to schedule the next workday for Tuesday evening June 6th at 6:30 pm. Please consider volunteering to help!

Lastly, I would like to thank the Central Oklahoma Council of Garden Clubs for their \$200 contribution to the Legacy Garden this spring. We used the money to purchase some of the shrubs and perennials that we planted this year. Also, I would like to thank Pat Miller for her cash donation. We will use it to buy a tall evergreen for the wide, open part of the bed. Once again, thank-you to everyone who helped and/or donated plants this spring!

Marianna Anderson

Chair, Legacy Garden Committee

OHS TREASURER'S REPORT

Balances as of May 15, 2006

SAVINGS ACCT. \$14,130.38

CHECKING ACCT. \$2,274.89

Oklahoma Gardening School A Blooming Success

Fresh ideas in gardening were the order of the day at the sixth annual Oklahoma Gardening School, hosted by the Myriad Gardens Foundation. Participants spent the day learning how to make their garden a unique oasis with help from speakers Allan Storjohann, Steve Silk and Lucinda Hutson.

Storjohann, Manager of the Myriad Botanical Gardens, shared the latest in garden gadgetry and provided his handy reference list of his favorite plants for Oklahoma landscapes.

Silk, a contributing editor for Fine Gardening magazine, gave a wealth of information on the world of container gardening. From a single pot overflowing with foliage to a whole garden of varying containers, Silk gave tips on combining color and textures to make any garden pop.

Hutson, author of The Herb Garden Cookbook, took the stage to lead guests through her whimsical outdoor garden "rooms" all the while sharing ideas for theme gardens. She also brought fun recipes from her cookbook to make any meal a fiesta!

Full Circle Book Store was on hand to provide a selection of books geared towards gardeners and goody bags stuffed with garden treats were handed out.

A big thanks goes out to the Oklahoma Horticultural Society and all sponsors for their generous support of the Oklahoma Gardening School. "Thanks to great sponsors, the Oklahoma Gardening School has grown into an educational feast for gardeners who are hungry for relevant and timely landscape and garden information," said Storjohann. "We are very grateful for their sponsorship and support."

Proceeds from the School benefited educational programming at the Myriad Botanical Gardens.

OHS WEBSITE:
www.okhort.org

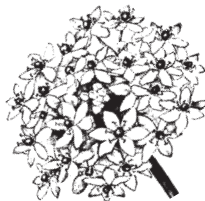
FESTIVAL IN THE PARK

It is that time once again. Time for Will Rogers Park's lawn to transform into a gardener's paradise. This annual Oklahoma City Council of Garden Club's event is scheduled for **June 10**. **The hours for the *Festival in the Park* are 10 a.m. – 4 p.m.** This National Garden Week celebration will combine a plant and garden sale with free horticultural seminars, floral displays and entertaining kids activities.

The OHS will organize a booth selling plant material donated by our members. Volunteers will be needed to sell plants and hand out information on our society. There is still time to dig, divide, and propagate plants for this fun sale. All kinds, sizes of plant material are welcome. We always ask you to label each plant with the name of the plant and a reasonable price. This helps speed along the process of setting up the booth.

If you would like to help by bringing plants or working the booth, call Shirley Kennedy, the Chairman for this event at 787-1897.

Bob Scott Nursery & Contracting



"Growers of unusual
and hard to find plants"

10116 W. Wilshire
Yukon, OK 73099
*1/2 mi west of Kilpatrick
Turnpike on Wilshire*

We have a large selection of
flowering trees, shrubs and pe-
rennials for both sun and shade.
We are known for our daylilies
and hostas.



phone: (405) 721-0802
email: bobscottnursery@cs.com

MEMBERS GARDEN TOUR

The Members Only garden tour couldn't have had a nicer day for the occasion. Every garden had something special. I began my tour at the Coley's near Goldsby. Dan and Jeannie have a "spread" of 30 acres. That is more than most of us have to garden on. They utilize many native plants in their landscaping. Unique at their place was a nice clump of large-flowered, yellow oenothera that made itself at home in the field near the long driveway. A spice bush near the pond lost a leaf to me so I could crush it and enjoy the spicy fragrance, a tree to have if you want butterflies in your yard. The Coley's have created a long path through their woods and it was most peaceful to walk along. They have the most handsome banty rooster to admire too, if you enjoy chickens. I had to take a picture of the rock that looks like a strange dinosaur foot.

At Mickey Morgan's garden, I enjoyed seeing the lovely blue delphiniums that she grows, in addition to the large groupings of easier-to-grow annual larkspur, many of which were a lovely, light lavender color. Some yard art caught my eye - Mickey had taken a sizeable section of a willow branch and "planted" it in the garden after she spray painted it a reddish color. I first thought it was a small red maple that had not broken dormancy. It made a nice addition to the plantings. She has worked several special boulders into her beds as well. Many hydrangeas and hostas in her yard make this time of year Mickey's favorite in her garden.

Jackie and Sid Pogue did away with most of the grass at their property. In the front yard are two, large,

raised beds surrounded by low walls of rocks and full of many plants. The one plant that really caught my eye was one with many, bright orange, small flowers on a two foot plant. Jackie is still trying to jog her memory as to the name of it.

A small band of perfect grass separates the two beds. In back, a wonderful sloping, shade bed is filled with hostas and other shade-loving plants. Jackie fell in love with the backyard when she first saw the many mature trees there with unusual trunk structures. I imagine their two beautiful cats also enjoy the trees. One interesting, side-leaning tree trunk is propped up by a steel bar. Beyond their property is a sharp drop in elevation which leads to a higher area filled with trees. It provides a secluded feeling at the back of the house.

At the Faller garden, I was totally enthralled with the clematis there. There were at least 3 different vines that must have had 200 and more blooms open on each one. Wanda and Lindsey must have super soil. There are many plants on their acre or two of garden, but the most uncommon one was the Chinese foxglove (Rehmannia) with large, drooping pink flowers. They apparently are much easier to grow than regular foxgloves. Wanda and Lindsey also have a woodland area with paths to stroll along.

Thanks to the owners of the four gardens for sharing with OHS members. If you would like to share your garden in the future, let me know. Call Sharon Beasley at 405.392.4727.

PRECURE NURSERY & GARDEN CENTER


4535 N.W. 63rd • Oklahoma City, OK 73132
Landscaping 405.721.5638
Garden Center 405.721.5637

8125 W. Reno • Oklahoma City, OK 73127
Landscaping 405.789.4930
Garden Center 405.789.2540

**Specializing in Affordable
Landscape Design and Installation**
www.precurenursery.com



**Trees
Shrubs
Ground Covers
Bedding Plants
Sod Grass
Water Features
Fertilizer
Pottery
Lawn & Garden Art
Statuary
Bird Feeders
Tropicals**



GARDEN TOUR FOR CONNOISSEURS



WHEN

Saturday, June 3, 2006 9 am - 4 pm



Rain or Shine

TICKET PRICE

\$10.00 - early purchase or tour day - same price
\$ 5.00 - To view a single garden
Children under 6 years of age: FREE

SEVEN GARDEN LOCATIONS

David & Janis Bailey
7208 NE 104th
OKC

Doug and Debbie McQueen
15508 Fairview Farm Blvd.
Edmond, OK

Larry & Mary Trachtenberg
2525 NW Grand Blvd.
Oklahoma City, OK

Marc & Betsy Rowland
15000 Wilson Rd.
Oklahoma City, OK

David & Amy Birdwell
15001 Wilson Rd.
Oklahoma City, OK

**Johnny Satterlee
and Susan Cabiness**
804 Gleneagles Drive
Edmond, OK

Greg and Sheila Campbell
3532 Quail Creek Rd.
Oklahoma City, OK

TICKET SOURCES

Farmers Grain Company of Edmond
102 W 2st St.
(405) 341-3310

Horn Seed Company
1409 NW Expressway, OKC
(405) 842-6607

Precure Nursery and Garden Center
4535 NW 65rd St, OKC
(405) 789-4930

Satterlee Nursery
6922 N. May Ave., OKC
(405) 848-6228

TLC Florist and Greenhouse
105 W. Memorial Rd. OKC
(405) 751-0630

For additional information check
our website www.okhort.org
or contact Sharon Beasley at
405.392.4727 or 405.990.6069;
or e-mail at gardener@pldi.net

VOLUNTEER PARTY

The volunteer appreciation party will be held at Wanda & Lindsey Faller's home on Saturday, June 17 from 6 - 9 p.m. Remember, that at the volunteer party, anyone who has helped out the club for any of the projects since last June is qualified to attend. Spouses are invited to attend also even if they didn't volunteer. Everyone brings either a main dish or a dessert for pot luck. It usually works out fine without any big planning on the food. Also bring a chair or blanket to sit on. With a limited amount tables, you may consider bringing a tray (or balancing a plate on your lap works too!). Drinks and eating utensils are provided. We always have a wonderful time getting to relax and visit with each other.

Directions to Wanda's home are as follows:

>Take I-35 North and exit on 33rd St in Edmond.
>Crossing over the highway, go West on 33rd
>Turn North (right) on Driftwood (1st street coming from the I-35)
>Take Driftwood to a "T" in the road (SE 32nd) and go left

>Then turn right on Cactus and left on Yucca...
>Their address is 3601 Yucca Drive

If you get lost, here are some phone numbers:
Sharon's cell: 990-6069, Wanda's home 341-7412
Vicky's cell: 627-1251

GOLDEN GOLDENROD

By Brenda Sanders

Goldenrod (*Solidago* spp.) is one of my favorite plants. Any plant that can make it through an Oklahoma summer and the end-of-the-season gardener's neglect gets top marks in my book. The problem with goldenrod is it has gotten a bum rap. It gets a lot of the blame for all the sneezing and sniffing going on in the fall. I too, used to blame goldenrod for my allergy problems as I drove down the road with my eyes itching and my nose running. "It must be that yellow flower I see along side the road that's causing all my discomfort." Well, I'm happy to report that ragweed (*Ambrosia artemisiifolia*), not goldenrod is the culprit. Not that I'm happy that there is a culprit, just happy it's not goldenrod. Now I am free to plant goldenrod in my garden for some fantastic fall color.

The great thing about goldenrod is that it is not very picky about soil type and is drought tolerant. It actually thrives on neglect and will get tall and flop over if you give it too much fertilizer. Hey, it grows along the side of the road, it has to be tough! There are many improved cultivars that really look spectacular in the garden. Three of my favorites are *Solidago rugosa* 'Fireworks', *S. 'Golden Baby'*, and *S. sphecelata* 'Golden Fleece'.

'Fireworks' was introduced in 1993 by Ken Moore of the NC Botanical Garden in Chapel Hill. It has cascades of yellow blooms that are close to the stem and can be about a 1 ½ feet long. They gracefully arch and really do look like explosions of fireworks. The blooms have an airy quality to them which is a nice feature in the fall. It grows approximately four feet tall and is a good choice for the middle to back of the border.

If you are looking for a more traditional goldenrod look without the height, you might try 'Golden Baby.' It was introduced by the Denver Botanic Garden and only grows about two feet tall. It has the more classic goldenrod look – much like the type of goldenrod commonly used in flower arrangements.

Finally, a good goldenrod for the front of the border is 'Golden Fleece.' Introduced by the Mt. Cuba Center, it has cascades of yellow blooms close along the stem and only stands 1 ½ to 2 feet tall. The plant tends to get wider than it does tall and acts somewhat like a taller groundcover. It makes a very striking fall statement when planted with another Mt. Cuba introduction, *Aster novae-angliae* 'Purple Dome.'

Growing

for All Your Gardening Success

TLC Nursery & Greenhouses, Inc.



105 W. Memorial Rd. - 751-0630

8208 NW Expressway - 720-0091

2001 S. Douglas

Midwest City - 751-0630

Oklahoma's Leading Garden Centers

OHS WEBSITE:

www.okhort.org

Satterlee Landscape Nursery has been serving plant lovers from across the state for 40 years. Family owned and operated, we specialize in unusual varieties as well as old favorites. Select from a wide variety of trees, shrubs, perennials, water plants, annuals and tropicals for every situation.

Come enjoy our new water garden area with a waterfall, large pond, flagstone patio and raised planting beds. Personalize your garden with selections from our new line of garden accessories such as gazing globes, wind chimes, hand-carved granite fountains, spheres and oriental lanterns. We also offer cast concrete fountains, birdbaths, planters and statuary in a variety of finishes to compliment your home.

Our trained staff (including four Oklahoma Certified Nurserymen) will guide you in the best plant selections for our area. Visit with our design staff to bring to life the garden of your imagination. Satterlee's offers landscape design, installation and delivery to suit your needs.

Visit us today at 6922 North May Avenue

Hours: Mon. - Sat. 8:30 a.m. - 6:00 p.m.

Or call: (405) 848-6228

Satterlee
LANDSCAPE NURSERY
...including the unusual

Ceanothus ovatus

by Mike Schnelle

Inland ceanothus, native to the U.S., remains in obscurity relative to better known shrubs often native to far away countries. Belonging to the Rhamnaceae, this indigenous ornamental could be competitive with better known nursery stock on a variety of fronts.

Inland ceanothus starts off the spring season with a big bang. Before foliage even matures, *C. ovatus* begins unfolding 4-5" white cymes throughout the plant. While flowers are barely fragrant, their sheer beauty alone justifies their being incorporated in the modern landscape. For nearly three weeks (early May in Oklahoma) a sea of white flowers engulf plants, even those small (less than 3' tall) or their first year transplanted. Despite American nursery professionals already having an ample selection of early white flowering shrubs, *C. ovatus*'s five-petaled flowers are novel enough (pubescent and claw-like in appearance) to distinguish them from the same old fashioned spirea (*Spiraea* spp.) and other "staples" often overused by landscapers. Occasionally this plant will intermittently flower until mid-June after its first and primary flowering event weeks earlier.

Leaves are 2.0 or 2.5 inch long by ½" wide, durable and remain a dependable medium green color even under hot and windswept conditions. While foliage is somewhat attractive for this species, it alone is not one of the plant's key ornamental characteristics.

This species prefers full sun all day although light afternoon shade is tolerated. I have grown Inland ceanothus in a number of soil types and pH levels without incident. However, optimal growth will result from pH 6.0 – 6.8. No significant diseases, insects or related pests are reported to attack this species. The exception is powdery mildew that may mildly afflict this shrub on occasion. I have trialed *C. ovatus* throughout the State of Oklahoma with no disease or pest problems whatsoever. Likewise, few abiotic issues would arise for the landscaper. However, it is advisable to provide good drainage as chronically wet soils/"wet feet" could result in various root rots. This is in concert with the fact that Inland ceanothus is found growing wild in upland (dry/well drained sites) areas throughout the Central U.S. I have never had to prune plants to retain their shape or

beauty provided they are properly spaced for maximum light penetration and air circulation (plant no closer than on four foot centers when planting en masse). Inland ceanothus integrates well into a mixed shrub border. In fact this is sometimes best so that surrounding plant materials can offer ornamental attributes after this species ceases flowering. Although many articles refer to plants staying small as 2' tall, I have found that in cultivated situations that the species may reach at least 4' tall and just as wide. Landscapers should site them accordingly.

Nursery professionals would have no problem selling this plant when in flower. An added bonus is the fact that it is relatively precocious throwing flowers from one gallon containers and often in the landscape less than one year into establishment. Because summer foliage is not the species' forte, garden center placards depicting the plant in flower could help consumers envision the main ornamental feature and reason for growing the shrub. Fall sales could also be successful given the reddish-purple to ultimately black capsule fruits and sometimes moderately showy red fall foliage. Green professionals need also remind consumers of this plant's sheer tenacity to grow in difficult sites, particularly in moderately dry landscapes. Lastly, without question, this plant is a wildscape candidate to be touted for its ability to lure butterflies to the landscape.

Strong ornamental attributes are enjoyed in all seasons but the winter months. However, the persistent black capsules and moderately exfoliating older stems lend some winter appeal albeit nominal.

Propagation is primarily by seed. Stratification for at least 60 days at 34-36F will ensure 80% or better germination rates. It is also possible to propagate the shrub by softwood cuttings.

Inland ceanothus is available from native plant and specialty nurseries. I am not aware of commercially available cultivars. Because Inland ceanothus is hardy to at least zone 4, the majority of American nursery and landscape professionals can enjoy the plant. *Ceanothus ovatus* should remind us all of our many valuable natives often passed over in our quest to grow the latest exotic introduction.

OKLAHOMA HORTICULTURAL SOCIETY 2006 EVENTS

Oklahoma Horticultural Society (OHS) Monthly Educational Meeting - 7 PM - OKC

Monthly educational meetings are held the fourth Tuesday of each month (except July, August and December) at 7 PM at the OKC Will Rogers Garden Center. Meetings are open to the public and all are welcome.

June 3 *Garden Tour for Connoisseurs* brought to you by the Oklahoma Horticultural Society. OKC's premiere garden tour. Details to come.

June 10 *Festival in the Park 10 a.m. – 4 p.m.* Will Rogers Horticultural Gardens' lawn will transform into a gardener's paradise during the Oklahoma City Council of Garden Club's annual event. This National Garden Week celebration will combine a plant and garden sale with free horticultural seminars, floral displays and entertaining kids activities.

June 17 *Volunteer Appreciation Party - Home of Wanda and Lindsey Waller - 6-9 pm* see inside

June 27 *OHS Monthly Program ... 7 PM* at Will Rogers Garden Center

Sept 24 *OHS Bi-Annual Meeting* J. P. Malocsay "Twiggeries, Garden Features and Utilities Made from Pruning Throwaways". OBG in Stillwater.

**A COMPLETE LISTING OF OKLAHOMA'S HORTICULTURAL
EVENTS, CHECK THE OHS website at: www.okhort.org**

Dianthus gratianopolitanus

'Feuerhexe' (Firewitch)

2006 Perennial Plant of the Year™

Hardiness: Grows well in USDA Hardiness Zones 3-9

Light: Full sun

Soil: Grows best in well-drained soils

Uses: The cheddar pink is excellent as a border edger, as a rock garden plant, planted in wall crevices, or as a ground

cover on a sunny slope. It is at home in the herb garden, a formal border or a cottage garden.

Planting Information

Place Dianthus in full sun locations or in light shade in extremely hot climates in well-drained, neutral to slightly alkaline soil. Do not mulch with deep layers of organic matter. After flowering in late spring, the spent flowers should be cut back to promote rebloom later.

Unique Qualities

The enticing clove-like scent of this low-growing ornamental makes it the perfect choice for use in a border near the walkway. The blooms offer lingering fragrance. Placement near the walkway allows extra scent as passersby brush fragrant blossoms. Pert, bright blooms make Firewitch a perfect choice for the rock garden or for planting in wall crevices. The perennial quality creates a good ground cover on a sunny slope.

The Perennial Plant Association has named *Dianthus gratianopolitanus* 'Feuerhexe' (also known as Firewitch) 2006 Perennial Plant of the Year™. Cheddar pink is the common name of this excellent sun exposure perennial. It is an evergreen selection with bluish-gray, silvery foliage and purplish-pink fragrant flowers in mid-spring. Rebloom can occur in the summer and into the fall. This cheddar pink is hardy from zones 3 to 9. Mature mats of this cheddar pink have foliage 3 to 4 inches tall and 6 to 12 inches wide. Flowers will reach 6 to 8 inches high. This evergreen perennial performs best in full sun in well-drained soils.



AMERICAN
HORTICULTURAL
SOCIETY



O K L A H O M A
HORTICULTURAL SOCIETY

BOTH FOR ONLY \$35 PER YEAR!

Enjoy the benefits of your local gardening society as well as the nations most prestigious horticultural organization

OHS - AHS JOINT MEMBERSHIP FORM

Date _____

MEMBERSHIP TYPE	MEMBERSHIP OPTIONS
<input type="checkbox"/> New Member	<input type="checkbox"/> General - 1 or 2 persons in same family with 1 card only . . . 35.00
<input type="checkbox"/> Renewal	<input type="checkbox"/> General - 2 persons in same family with 2 cards40.00
<input type="checkbox"/> Gift Membership	<input type="checkbox"/> Life OHS Member - Does Not Include \$20 yearly AHS Dues . . . 300.00
	<input type="checkbox"/> Yearly AHS dues for Life OHS Members. 20.00

Name(s) _____

note: when only 1 AHS card desired, please circle name to be on card

Street Address _____ Occupation _____

City/State/Zip _____

Phone (Home) _____ (Work) _____

E-mail: _____ Please make check payable to:

Oklahoma Horticultural Society * P.O. Box 75425 * Oklahoma City, Oklahoma * 73147-5425

ATTENTION:

Take note of a change in the OHS/AHS membership dues. The usual \$35 annual fee will give you only one (1) AHS card. For an additional \$5, a 2nd card will be mailed.

And as always, when renewing or signing up as a new member, **PLEASE SEND YOUR FORM AND CHECK TO THE OHS P.O. BOX** (not the AHS address)- This will speed up the paper work

Time is running out!



We hope you enjoy your *Oklahoma Horticultural Society* membership and the benefits it provides. Please check the membership expiration date on the mailing label of your newsletter and take a moment to renew if it is expired.

We will be updating the membership files soon. Don't miss out on the upcoming events!

**Oklahoma Horticultural
Society**

P.O. Box 75425
Oklahoma City, OK 73147-5425

**OKLAHOMA
HORTICULTURALSOCIETY**

**GARDEN TOUR
FOR CONNOISSEURS**

SATURDAY, JUNE 3rd

9:00 AM TO 4 PM
rain or shine

**Check inside for ticket
outlets and garden locations**



Mailing address: OHS P.O. Box 75425 Oklahoma City, OK 73147-5425
Web Page: www.okhort.org