



HORTICULTURE HORIZONS

The Newsletter of the Oklahoma Horticultural Society

Winter 2006-7
DEC/JAN/FEB

ANNUAL FALL MEETING - A FUN AND INTERESTING EVENT !

September 24 turned out to be the perfect day for the Oklahoma Horticultural Society's fall general meeting in Stillwater. Over 50 people were present for the meeting, auction, and Twiggeries talk by J-P Malocsay.

Three scholarships were presented at the general meeting – OSU scholarships were presented to Annie Crockett in honor of Dr. Richard Payne and to Anh Pham in memory of Paul Mitchell. A new scholarship in honor of Russell Studebaker was presented to Maya Suntken, a student at TCC. This new scholarship at TCC will be awarded annually. The silent auction was again a great success, raising over \$400. There were some fun plants to bid on as well as vintage horticulture items and books.

J-P Malocsay's talk on twiggeries was enjoyed by all. What is a twiggery you ask? This can probably best be explained by the extended title of J-P's talk – Garden Features and Utilities Made from Pruning Throwaways. That pretty much sums up what a twiggery is – something made from pruning throwaways. A twiggery is a great way to recycle prunings into functional and fun garden art. J-P brought several examples of his work, demonstrating the wide range of possibilities for twiggeries. These included trellises, pot trellises, a bird perch, screens, arbors, and stand-asides. Twiggeries can also be used to

provide movable shade for those plants in the garden that need a little extra shade during certain times of the year.

It doesn't take too many tools to start making twiggeries, however J-P did stress that the proper tools are key to success. These include linesman's pliers and rebar tie-wire. Regular pliers will become frustrating and florists wire or wire that is used to hang pictures will not be sturdy enough. The rebar tie-wire also rusts to blend in with the wood which is a nice bonus. If a twiggery is in need of extra stability in the Oklahoma wind, it can be easily wired to a rock or a stake that has been driven into the ground. This gives stability and maintains portability.

The type of wood used doesn't really matter except that certain types of wood will deteriorate faster than others. Some types of wood that J-P has used include grapevine, oak, hackberry and willow as well as red cedar and crape myrtle. The grapevine, willow and hackberry won't last as long as the oak and cedar. J-P also added that live wood is easier to work with compared to dead wood but that shouldn't stop one from using dead wood.

With a few tools, some space and a little bit of patience – you too can make some great garden accessories from your pruning throwaways.

COME ONE, COME ALL TO THE OHS HOLIDAY PARTY !

A GREAT BIG THANK YOU TO ALLAN STORJOHANN AND THE MYRIAD GARDENS FOUNDATION FOR OFFERING THIS WONDERFUL FACILITY FOR OUR PARTY AT NO CHARGE

DATE: Thursday, December 14

TIME: 6-9 p.m.

LOCATION: Myriad Gardens/
Crystal Bridge

POTLUCK: The OHS will provide ham, so please bring anything you like to go along with it


DRINK: non-alcoholic only

PARKING: FREE. East visitor lot; entrance off of Reno just west of the Robinson-Reno intersection.

QUESTIONS: Call Brenda at (405)624-0583 or email

johnnbren@sbcglobal.net

FYI: The Crystal Bridge will be closing for renovation on January 2, so we will be one of the last groups to see it in its present lush state !



2006 OFFICERS

President

Brenda Sanders

Vice President

Patrick Bones

Secretary

Wanda White

Treasurer

Dorothy McLemore

Board Members

Through January 2007

Frank Arney

Wanda Faller

Steve Hill

Shirley Kennedy

Rodd Moesel

Johnny Satterlee

George Vaclavek

Board Members

Through January 2008

Jeannie Coley

Sharon Miller

Dixie Gordon

Madeline Baldwin

Marianna Anderson

Scott Brenkert

Jim Kirby

Immediate Past President

Sharon Beasley

Committees

Education/Publications

Victoria Michalik

Publicity & Programs

Russell Studebaker

George Vaclavek

Historian

George Vaclavek

Membership

Al Sutherland

Webmaster

Hugh Stout, Jr.

Youth Activities

Marjorie Moesel

OHS

P.O. BOX 75425

OKLA. CITY, OK

73147-5425

WEBSITE:

www.okhort.org

LETTER FROM THE PRESIDENT

Fall has arrived. I've been out in the yard cleaning up frosted plants and raking leaves. I also had to remove a bush that succumbed to a combination of bagworms, drought and neglect. It was nice and twiggy and thanks to J.P. Malocsay's wonderful presentation on twiggeries at our fall meeting, I have some good ideas on what to do to extend its usefulness. If you missed the meeting, you missed not only a great presentation by J.P. but some good horticultural finds at the silent auction, great fellowship and a perfect day for milling around the *Oklahoma Gardening* studio gardens. Thanks to Russell Studebaker for inviting J.P. to be our speaker and to Wanda Manderscheid and Vicky Michalik for conducting the silent auction. Thanks also to all of you who donated items for the silent auction.

As one of my presidential duties in October, I had the privilege of attending a meeting at the Oklahoma City Community Foundation. You may not know it, but the Oklahoma Horticultural Society has an endowment established at the Oklahoma City Community Foundation and it has grown over the years through donations, matching grants and contributions from the Society to a market value of \$86,359. The endowment is invested and managed by the Oklahoma City Community Foundation and OHS receives a disbursement check from them every year. This is an incredible asset to OHS which helps us to continue to be able to fund our educational and outreach programs. If you are looking for some great Christmas gifts, a donation to the Oklahoma City Community Foundation benefiting OHS would be a wonderful option that would keep providing OHS with benefits for years to come. There are more details on just how to do this in the newsletter. Thanks to all of you who have contributed to this fund over the years and especially to those in the society who had the foresight to establish this fund at the Oklahoma City Community Foundation.

As I close, I would like to take this opportunity to say thanks to all of you who have helped make this a great year for the Oklahoma Horticultural Society. I hope you will be able to join us for our annual Christmas Party on December 14 for some good food, fun and fellowship. Thanks to Allan Storjohann and the Myriad Gardens Foundation, our party this year will be held at the Crystal Bridge. The Bridge will be decked out in thousands of Christmas lights and should be quite festive. You'll find more details on the party in the newsletter. Hope to see you all there!

Sincerely,

Brenda Sanders

PUT YOUR DONATIONS TO WORK

Oklahoma Horticultural Society uses disbursement checks from our Oklahoma City Community Foundation endowment to give scholarships and for our speaker's program.

You can help by making a tax deductible contribution to the Oklahoma Horticultural Society Endowment Fund associated with the Oklahoma City Community Foundation. Online giving is possible through their website at www.occf.org, or you can link through our website at www.okhort.org. There you will find details and directions on how to contribute for memorials or gifts.

Please help us to continue our educational efforts.

NURSERYWOMAN OF THE YEAR - SHERRY BIEBERICH



During the recent Annual Convention of the Oklahoma Nursery and Landscape Association, one of our members was awarded the most prestigious award of 'NURSERYWOMAN OF THE YEAR'. As many of us know, for 25 years, Sherry and her husband, Steve, have tested and introduced new, hardier types of trees, shrubs and flowers to this area, where temperatures reach extreme highs and lows, and the rainfall is scant. Sherry says she simply makes the most out of what she's known all her life. Her parents owned a nursery, where she has learned all about raising and nurturing the toughest of gardens. "I grew up here. You stay where you're rooted," Bieberich said. "I often wonder what it must be like to garden where it's easy. It must be exciting, and I think people take it for granted."

Sherry runs their family business, Sunshine Nursery, tending to the arboretum, where new trees are tested before offered for sale. She has also discovered new varieties of durable plants, such as red sedum, red penta and pink salvia. The Bieberichs have introduced walnut and elm tree varieties that do better in western Oklahoma, as well as a maclura tree that bears no thorns or fruit.

The Bieberichs are known far beyond western Oklahoma for their research and horticultural skills. Their nursery was chosen to raise saplings from the Survivor Tree, an elm across the street from the Murrah Building that lived through the Oklahoma City bombing. Often Sherry creates her own plant guides, with suggestions on plants culture, giving them to customers and are listed on their website at www.sunshinenursery.com.

Last year's award recipient, Linda Horn of Total Environment, presented the award to Sherry Bieberich. "She's a good person, a great friend and she's definitely Oklahoma's nursery sweetheart of the year," Horn said.

Sherry has four daughters and one stepson, said she had no idea the award was coming. Friends coerced her into the three-hour drive to where the presentation was made. She was completely surprised. CONGRATULATIONS SHERRY, now the rest of the industry knows what we have known, that you are simply the best !

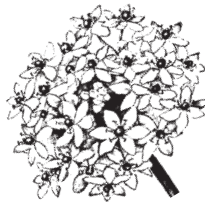
GARDEN GALA - SEPT. 30

The Garden Gala, the annual event held at the Oklahoma City Zoo and Botanical Garden, held on Saturday, September 30, 2006 was a day for zoo visitors to enjoy informative talks and demonstrations by OKC Zoo Horticulture staff and visit numerous plant associated booths. This year the gala coincided with the fall migration of the Monarch butterflies.

The OHS had a booth to inform visitors of all we offer and to invite everyone to join our society. Thank you to Wanda White and Elba Rivera for volunteering their time setting up and manning our booth.

THANK YOU WANDA AND ELBA !

Bob Scott Nursery & Contracting



**"Growers of unusual
and hard to find plants"**

10116 W. Wilshire
Yukon, OK 73099
*1/2 mi west of Kilpatrick
Turnpike on Wilshire*

**We have a large selection of
flowering trees, shrubs and pe-
rennials for both sun and shade.
We are known for our daylilies
and hostas.**



phone: (405) 721-0802
email: bobscottnursery@cs.com

A Great Way to Root Grape Cuttings

If you are interested in some new grape plants, try rooting some of the cuttings. Winter is the perfect time to do this as cuttings can be taken any time while the plant is dormant. Late January to February is a good time to take cuttings as you will have new plants ready to put in the ground in the spring.

Be sure to use healthy sections of vine when making cuttings. The cuttings should be long enough to contain at least three nodes. Cut the top about ½ inch above the top node at an angle and the bottom of the cutting about ½ inch below the bottom node straight across so you can remember which end is up. Next, place all the grape cuttings upside down (the cuttings should be vertical and not touching each other) in a container filled with moist peat moss. A five gallon bucket works great for this. Cover the cuttings with some moist peat moss and then cover the top of the container with a plastic bag and seal to keep in the moisture. Place the bucket in a dark corner somewhere where it will not freeze. The cuttings should have roots in a couple of months.

After the cuttings have rooted, take the cuttings out of the peat moss and pot them up – right side up with the top two buds above the soil line and place them in a sunny location that is protected from frost. The buds should break and start to grow. Plant the grapes outside when all danger of frost has passed in the spring.

GARDEN TOUR IN JEOPARDY!

At this time, we do not have
a Chairman for our

'Garden Tour for Connoisseurs'

If you think you are interested
or would like to Co-Chair this
event, please contact
Brenda Sanders at
(405)624-0583 or email
johnnbren@sbcglobal.net



OHS TREASURER'S REPORT November 17, 2006

CHECKING BALANCE: \$2,669.19
SAVINGS BALANCE: \$18,978.13

PRECURE

NURSERY & GARDEN CENTER


4535 N.W. 63rd • Oklahoma City, OK 73132
Landscaping 405.721.5638
Garden Center 405.721.5637

8125 W. Reno • Oklahoma City, OK 73127
Landscaping 405.789.4930
Garden Center 405.789.2540

**Specializing in Affordable
Landscape Design and Installation**
www.precurenursery.com



Trees
Shrubs
Ground Covers
Bedding Plants
Sod Grass
Water Features
Fertilizer
Pottery
Lawn & Garden Art
Statuary
Bird Feeders
Tropicals



TRIBUTES TO LATE HORTICULTURISTS


by Richard Payne

During the brief span of time of October, 1995 to April, 1997, Oklahoma lost four dedicated horticulturists whose principal years of service were at Oklahoma State University at Stillwater. These men gave of themselves to serve OSU students and the people of Oklahoma faithfully over a period of many years. Space will not allow a full presentation of their accomplishments, but it is hoped that the brief tributes that follow here and in the upcoming issues of the Horticulture Horizons, will serve as an expression of our appreciation to them and their surviving wives and family members for their unselfish service to others, as well as remembering their professional accomplishments in horticulture and education. A special tribute should be paid to the spouses who survive them, for it is certain that they contributed in a major way to the success of their husbands. So, here is a special tribute to Charlotte Kays and in future issues to Juanita Hinrichs, Nancy Mitchell and Clara Lois LeCrone.

Raymond, retired professor emeritus at OSU, died, October 9, 1995. Raymond grew up in the Shawnee area and attended Oklahoma A&M as an undergraduate and received his M.S. at Michigan State University and worked toward a Ph.D there. He taught at MacDonald College, Montreal and then worked for DOW Chemical Company in Michigan. He became assistant professor of Horticulture at OSU in 1942. He was named head of the Horticulture Department at OSU in 1962, a position he held until 1975.

"In the late 1970's, Raymond had the only 30 minute prime time, extension gardening show in the U.S. The award winning educational program *Oklahoma Gardening* was shown 4 times a week and was the number 1 ranked show on OETA from 1976 to 1979. His weekly gardening show on WKY-TV alone reached about 170,000 people per week in Oklahoma and neighboring areas of the southwestern U.S."

During his tenure as Department Head at OSU, the number of faculty members, undergraduate and graduate



FOR YOUR CALENDAR...

**March 16 & 18, 2007
OHS ANNUAL MEETING!**

The 2007 Annual Meeting plans are well underway, with the speaker and dates are confirmed. The next issue of the Horizons will have all the details, but for now please take a moment to put this on your 2007 calendar.

SPEAKER: KEN DRUSE

DATE AND LOCATIONS:

TULSA - Friday, March 16, 2007

6:30 PM

Tulsa Garden Center

2435 S. Peoria, (next to the Rose Garden
in Woodward Park)

OKLA CITY - Sunday, March 18, 2007

Time - TBA

Zoo Education Building,

OK City Zoo

2101 NE 50th

RAYMOND KAYS

students all showed a considerable increase. He taught many different courses in horticulture over the years, did small fruit research and also thoroughly enjoyed sharing his extremely broad horticulture knowledge with gardeners all over the state. He often judged the strawberry entries (later served with ice cream) for the annual strawberry feed for the student Horticulture Club at OSU.

He was a member of several professional, honorary and civic organizations, and received several awards such as those from the Department of Horticulture and Landscape Architecture, Oklahoma Garden Clubs and the Oklahoma Horticultural Society for his outstanding contributions to horticulture. He was active in the American Horticultural Society, chairing several committees, and he and Charlotte led several gardening tours to such places as England, western Europe, New Zealand and Australia. Raymond had a fine sense of humor that he shared with students, faculty and gardeners alike.

ORNAMENTAL GRASSES

WILL ROGERS HORTICULTURAL GARDENS AND ARBORETUM

by Louis Scott Naturalist, Will Rogers Park

When gardeners are looking for foolproof plants to use in the landscape, grasses almost always come to mind. A large portion of our region is prairie and grasses are a natural 'type' of plant that is suited to cope with the vagaries of climate, pests, diseases and soils of the area.

There are some qualities that endear grasses to gardeners. One is that when they are established, they require little to no additional watering. In fact, most grasses, both native and exotic, will often deteriorate and die if given too much 'care'. Little or no fertilizing is required. They are resistant to most of the common plant diseases floating around out there. And, other than the occasional rabbit or grasshopper, they tend not to have many pest problems. There are a couple of basic 'types' of grasses. There are those that are 'runner' types of which Reed Canary Grass or *Phalaris arundinacea* is a good example. And then there are 'clumping' types such as Dwarf Fountain Grass, *Pennisetum alopecuroides* 'Hamlen'.

As with other perennial plants, their major source of unpleasant yard tasks comes from their grooming and future maintenance requirements. As far as grooming, grasses should be cut back once a year. They should be cut fairly close to the ground, within a few inches. A trick to make this task easier, especially with grasses that grow in large clumps, is to take a bungee cord, cinch up the grass in a bundle and then cut. This keeps the grass in a tidy package until it can be disposed. Grasses should be

cut back in late winter or early spring as soon as they begin to show signs of growth.

Digging and dividing for clump forming grasses should occur as necessary. Often, with some of the more common grasses such as Maiden Grass, *Miscanthus sinensis* 'Gracillimus'. This may be needed every three years or so. The best indicator when a grass needs digging and dividing is when the center of the clump begins to thin or die out. Grasses should be divided in spring when the new growth has begun and temperatures are not going to take a sudden cold dive. Make sure soil temperatures are warm. Grasses are monocots. In other words, they have one growing tip. If anything unfavorable sets the plant back, it is difficult or impossible for the plant to recover. Do not let a few cautions give you the impression that grasses are finicky. They are not. With their extremely fibrous root system, they can be disturbed and then take off growing in no time! Please keep in mind that the running grasses and many of our native grasses do not require digging and dividing to remain healthy. A yearly trim will do them just fine.

It is wise to keep in mind when landscaping with grasses that digging and dividing can be quite a chore. Many of these grasses reach a diameter of four feet or more in just a few years. Digging out a large root ball and cutting it into many smaller pieces, can take a long, long, long time. For those of you that have had similar experiences with Iris and Daylilies, you know how much time

Satterlee Landscape Nursery has been serving plant lovers from across the state for 40 years. Family owned and operated, we specialize in unusual varieties as well as old favorites. Select from a wide variety of trees, shrubs, perennials, water plants, annuals and tropicals for every situation.

Come enjoy our new water garden area with a waterfall, large pond, flagstone patio and raised planting beds. Personalize your garden with selections from our new line of garden accessories such as gazing globes, wind chimes, hand-carved granite fountains, spheres and oriental lanterns. We also offer cast concrete fountains, birdbaths, planters and statuary in a variety of finishes to compliment your home.

Our trained staff (including four Oklahoma Certified Nurserymen) will guide you in the best plant selections for our area. Visit with our design staff to bring to life the garden of your imagination. Satterlee's offers landscape design, installation and delivery to suit your needs.

Visit us today at 6922 North May Avenue Hours: Mon. - Sat. 8:30 a.m. - 6:00 p.m.
Or call: (405) 848-6228

Satterlee
LANDSCAPE NURSERY
...including the unusual

a relatively small clumping perennial can take to dig and divide. Imagine one that is three to four times larger and much denser!

My personal feeling is that these grasses are best used as individual specimens or accents within the landscape as opposed to planting an entire bed to clumps of grasses. For one thing, you avoid the task of digging and dividing a lot of clumps. For another, just think of all the yearly yard waste that is produced when the grasses are cut back each season. Another maintenance task to avoid is when grasses self-seed themselves.

Many of the grasses used in garden settings can become a weedy problem if some precautions are not taken. It is wise to make sure that all sidewalk and drive joints are kept caulked or sealed. These 'crevices' are perfect places for grass seeds to germinate and flourish. Keep a good layer of mulch in all bed areas. This will deter grass seeds from colonizing areas where they are not wanted. Or, an even better idea is to cut and use the grass seed heads as they mature. For example, *Pennisetum alopecuroides* 'Moudry' has large, fluffy dark-colored seed heads that would be great to use for cut arrangements or craft purposes.

Here at the park, we use several types of grasses for ornamental effects. We generally try to use them as accent points throughout the plantings. The following grasses are on display at the park. They are all fairly common and work well as low maintenance plants.

Miscanthus sinensis 'Gracillimus'

Maiden Grass has very thin leaves giving the plant a very fine textured look. In late summer and fall, the flower spikes arise and give the plant an added interest. Typical size is about 4 feet tall and up to 3 feet wide. This particular grass can be very difficult to dig and divide. In the park you can see this grass above the Will Rogers Overlook, or in some of the beds framing the western edge of the Charles E. Sparks Rose Garden.

OHS WEBSITE:
www.okhort.org

Phalaris arundinacea 'Picta'

Gardener's Garters, this grass has been a favorite since Victorian times. This running grass prefers a partial shade area, or sunnier areas with good moisture. It will fill in and act as a groundcover. The leaves are striped green and white, adding quite an impact to the landscape. It grows to about 18 inches tall. It can be viewed near the southeast corner of the Xeric Garden.

Bouteloua curtipendula

Side oats Gramma. This Oklahoma native makes quite a show with its flower and seed heads. They dangle from the spike, giving the grass a whimsical appearance. This grass will usually grow to about 12 inches tall. It is clumping, but will slowly spread as well. It can be seen in the Oklahoma Native Plant Bed just north of the Gazebo.

Calamagrostis x acutiflora 'Karl Foerster'

Feather Reed Grass, this is one of my favorites. I like it because it is smaller maturing, the foliage will usually only grow about 12 to 18 inches tall. The flowering and seed heads will add about another 18 inches or so. It grows to form a dense clump. It is also fairly easy to dig and divide. We have a second form at the park 'Overdam' which has a pale variegated stripe down each leaf.

Arundo donax - Giant Reed

This Mediterranean native is often referred to as 'Cane' It can grow to quite a large size, up to 15 feet tall. It is often used as a coarse screen or for erosion control. Our grouping at the park is visible near the north fence along 36th street near the drainage canal.

Saccharum ravennae - Ravenna grass.

Yet another grass native to the Mediterranean region. This grass is sometimes referred to as 'Hardy Pampas Grass'. The foliage is much coarser and the plumes are taller and not as 'fluffy'. It is a good winter hardy substitute for Pampas Grass. It can be quite a chore to dig and divide. This grass can be seen near the north oval planting beds.

Growing

for All Your Gardening Success

TLC Nursery & Greenhouses, Inc.



105 W. Memorial Rd. - 751-0630

8208 NW Expressway - 720-0091

2001 S. Douglas

Midwest City - 751-0630

Oklahoma's Leading Garden Centers

Drought Remains Severe in Northwest Oklahoma

*Albert Sutherland, Oklahoma State University
and Ken Crawford, University of Oklahoma*

When soil moisture is low and no rain comes, crops fail. The year of 2006 started with dry soils. Then critically needed rain never materialized, and drought conditions intensified. Wheat growers saw the poorest wheat crop in fifty years. No summer pasture grew for livestock grazing. Virtually no hay was produced for winter-feeding. Mark Hodges, Executive Director for the Oklahoma Wheat Commission, estimates the farm loss in agricultural production in 2006 at over \$500 million dollars.

While the southern two-thirds of Oklahoma received some drought relief from rains in mid October and early November, the northern one-third of Oklahoma remains in a severe drought condition. Ron Hays in the Oklahoma Farm Report noted that, "soils in northwest Oklahoma have the consistency of flour." We can actually see the severity of the drought in northwest Oklahoma by viewing soil moisture products from the Oklahoma Mesonet.

The Oklahoma Mesonet, a partnership between Oklahoma State University and the University of Oklahoma, maintains one of the world's densest and most comprehensive network of soil moisture sensors. The soil moisture sensors installed at Oklahoma Mesonet sites are positioned at 2, 10 and 24-inch depths, while a few Mesonet sites also have a 30-inch deep sensor.

These sensors have emphasized the split in Oklahoma, with moister soils to the south and critically dry soils to the north. Mapping of these readings indicate that in the south there are wetter soils, whereas the northern soils are extremely dry. In southern Oklahoma, moderate to heavy amounts of rain were recorded during rainfall events in mid October and again in early November.

Adequate water is vital for quality, high yielding crops. Water stored in the soil acts as a reservoir of available water for plant use. When the soil profile has good soil moisture, crops can draw on this water to thrive longer between rain events without stress. The Oklahoma Mesonet soil moisture is shown as a Fractional Water Index. This map which can be viewed on their website, represents a new index of soil moisture designed by scientists from the Agricultural Research Service at the Grazinglands Research Laboratory in El Reno.

Soil moisture sensor use in the Oklahoma Mesonet is a melding of meteorological expertise at the University of Oklahoma and soil science from Oklahoma State University. This network of sensors routinely provides a statewide view of how Oklahoma rainfall impacts soil moisture well below ground level. For access to Oklahoma Mesonet products and more information, visit the Oklahoma Agweather Web site at <http://agweather.mesonet.org>.

Al Sutherland, a Oklahoma Horticultural Society member and Membership Chair, is the OSU Mesonet Agricultural Coordinator. Within the agriculture and horticulture arenas, his duties include creating and conducting extension programs, public affairs, and coordinating new product development. He is a Certified Professional Horticulturist and Certified Crop Advisor.

Ken Crawford is the Director of the Oklahoma Climatological Survey and Oklahoma's State Climatologist. He oversees the diverse activities of the Oklahoma Climatological Survey and the Oklahoma Mesonet. Ken has a long list of professional accomplishments and awards within the meteorology community.

WELCOME

Nick & Laurie Barger

Gerry McCormick

Jon & Martha Stoodley

NEW MEMBERS

*Miller & Co.
Cash Flow Specialists*



*We Purchase Trust Deeds, Mortgages,
Mobile Home Notes, Business Notes,
All Other Secured Notes*

Sharon Miller, Owner
405-722-0833

cash4cashflows.com/smiller8
BMiller345@aol.com

Oklahoma Horticultural Society,

I wanted to take the time to thank you for the generous contribution of \$250 to help support the Zoo's Horticulture Department in honor of Pearl Pearson.

As you know, the Zoo is not only accredited by the American Zoo and Aquarium Association (AZA) for its animal collection, but it is also accredited by the American Association of Museums (AAM) as a botanical garden and living museum. Our Horticulture Department, under the leadership of Pearl Pearson, works hard at making the zoo experience both pleasant and educational. We agree that Pearl is indeed a wonderful asset to the Zoo and to the State. Her knowledge and expertise are widely recognized, and her contributions to the Zoo are invaluable.

Please accept of heartfelt thanks for your donation. We will direct this money to be used solely by the Zoo's Horticulture Department.

Sincerely,

Norberto J. Castro

Executive Director/CEO

SILENT AUCTION

Our recent Silent Auction held during the Fall Meeting netted us a profit of \$429.50. Thank you to all who participated by donating and bidding at the auction.



VOLUNTEERS NEEDED

HOME & GARDEN SHOW

JANUARY 19-21

The OKC Home & Garden Show at the Fairgrounds is scheduled for Jan. 19, 20, 21, 2007. Let Frank & Lila Arney know if you can take a 3-hr. shift. 528-5432 or ArneyFrank@WMConnect

“Count Birds for the Record!”

Great Backyard Bird Count combines the fun of bird watching with conservation. What mid-winter activity is fun, easy, free, and helps bird conservation? What can parents and teachers do with children that connects them to a whole new world of natural wonders? This February, the tenth annual Great Backyard Bird Count (GBBC), sponsored by the Cornell Lab of Ornithology and National Audubon Society, will give everyone a chance to discover the birds in their neighborhood and “Count for the Record.”

During February 16–19, 2007, people of all ages, from beginners to experts, are invited to join this event which spans all of the United States and Canada. Participants can take part wherever they are – at home, in schoolyards, at local parks or wildlife refuges. Observers simply count the highest number of each species they see during an outing or a sitting, and enter their tally on the Great Backyard Bird Count web site at www.birdsource.org/gbbc.

Visitors to the web site can also compare their sightings with results from other participants, as checklists pour in from throughout the U.S. and Canada. Together, these counts offer a real-time snapshot of the numbers and kinds of birds that people are finding, from Boreal Chickadees in Alaska to Anhingas in Florida.

“The Great Backyard Bird Count is a community celebration of birds, birding, and nature,” said Janis Dickinson, director of Citizen Science at the Cornell Lab of Ornithology. “We often fail to notice how rich our surroundings are, but counting birds, even for just 15 minutes, is not only educational—it can provide a lasting source of enjoyment, turning a daily walk into a treasure hunt.”

“We are encouraging people to go outside and count birds for the first time this year,” said Paul Green, Audubon’s director of Citizen Science. “By submitting their counts online, birdwatchers can quickly see how the dots they put on the map form new patterns that tell new stories about the birds that share the world in which we live, including our own backyards and parks.”

Last year, participants submitted more than 60,000 checklists – and reported 7.5 million birds overall and 623 different species. The count helped chronicle the early spring migratory routes of Sandhill Cranes, documented lingering migrants such as Orange-crowned Warblers and Tree Swallows, revealed the ongoing range expansion of introduced Eurasian Collared-Doves, and recorded declining numbers of American Crows.

REDBUD - STATE TREE IN 1937

Mamie Lee Robinson Browne was born in 1881 and moved to Oklahoma from Louisiana in 1922. She developed a genuine interest in the state and immediate fascination with the Redbud tree and determination to conserve it. Through her efforts as president of the Oklahoma City Federation of Women's Clubs and president of the University Forum, the Oklahoma Redbud tree was officially made the Oklahoma state tree in March 30, 1937 under Title 2 (Agriculture) of the Oklahoma Statutes.

In the 1930s, Mrs. Browne helped coordinate a campaign for adopting the "eastern" redbud as Oklahoma's state flower. Later this was changed to a campaign for a state tree, when they learned Oklahoma already had a state flower, the mistletoe. In March 1937, Governor E. W. Marland was about to sign the bill making the redbud the state tree, when a telegram arrived starting a controversy over the redbud. Mrs. Edward Campbell Lawson of Tulsa, president of the National Federation of Women's Clubs, sent the telegram claiming the Redbud was the Judas Tree that Judas Iscariot used to hang himself after he betrayed Christ. The controversy appeared in newspaper stories and editorials all over the United States and other countries. The dispute was resolved by an Oklahoma City resident who was a native of Jerusalem. He affirmed that there was no connection between Oklahoma's Redbud tree and Israel's "Judas tree."

With the controversy resolved, on March 30, 1937, Governor Marland signed the bill into law, making the redbud Oklahoma's state tree and Mrs. Browne lead a

state-wide campaign to plant Redbuds, enlisting the help of the Daily Oklahoman, the Water Department, and many civic clubs. By 1939 another legislative bill made it unlawful to harm these trees along state highways.

Before her death in 1963, Maimee Lee Robinson Browne assembled a book of poetry titled "Redbud In Poetry". She had collected the poems for years and many were prize-winners in the contest for best verse on the Redbud tree, which Ms. Browne sponsored. She also authored some of the poems included in this volume.

BEAUTY IN OUR FORESTS

by Mamie Lee Robinson

*Deep in the forests in spring
When the redbird makes her first call
She sees only the green of the cedar
And the redbud through brown leaves of fall.
Brilliant buds tempt travelers to gather
Small sprays to take on their way,
Denuding the forests of splendor
And wasting God's glory each day.
To protect this miracle of springtime
When drab colors become radiant hue,
Help God keep beauty in our forests
For birds and mankind to view.*

Information courtesy Redbud in Poetry,
Maude R. Calvert; Glencoe-Vacherie Press, 1964.

OKLAHOMA HORTICULTURAL SOCIETY 2006-7 EVENTS

Oklahoma Horticultural Society (OHS) Monthly Educational Meeting - 7 PM - OKC

Monthly educational meetings are held the fourth Tuesday of each month (except July, August and December) at 7 PM at the OKC Will Rogers Garden Center. Meetings are open to the public and all are welcome.

2006

December 14 - OHS Holiday Party; 6-9 PM at the Myriad Gardens Crystal Bridge; Potluck

2007

January 5 & 6 - 26th Annual Oklahoma/Arkansas Horticulture Industries Show

"Horticulture for Food and Fun" Holiday Inn City Center, Ft. Smith, Arkansas; call 405-744-6460.

Jan 23 - OHS Monthly Educational Meeting TBA - 7 PM - Will Rogers Garden Center; OKC

Feb 27 - OHS Monthly Educational Meeting TBA - 7 PM - Will Rogers Garden Center; OKC

March 16 & 18 - OHS Annual Meeting with Ken Druse - page 5 for more information

Complete details in the next issue of Horizons.

September 28-October 2 - Garden Writers Association Symposium; Oklahoma City, OK www.gardenwriters.org

**A COMPLETE LISTING OF OKLAHOMA'S HORTICULTURAL
EVENTS, CHECK THE OHS website at: www.okhort.org**



AMERICAN
HORTICULTURAL
SOCIETY



O K L A H O M A
H O R T I C U L T U R A L S O C I E T Y

BOTH FOR ONLY \$35 PER YEAR!

Enjoy the benefits of your local gardening society as well as the nations most prestigious horticultural organization

OHS - AHS JOINT MEMBERSHIP FORM

Date _____

MEMBERSHIP TYPE

- New Member
- Renewal
- Gift Membership

MEMBERSHIP OPTIONS

- General - 1 or 2 persons in same family with 1 card only . . . 35.00
- General - 2 persons in same family with 2 cards 40.00
- Life OHS Member - Does Not Include \$20 yearly AHS Dues . . . 300.00
- Yearly AHS dues for Life OHS Members. 20.00

Name(s) _____

note: when only 1 AHS card desired, please circle name to be on card

Street Address _____ Occupation _____

City/State/Zip _____

Phone (Home) _____ (Work) _____

E-mail: _____ Please make check payable to:
Oklahoma Horticultural Society * P.O. Box 75425 * Oklahoma City, Oklahoma * 73147-5425

ATTENTION:

Take note of a change in the OHS/AHS membership dues. The usual \$35 annual fee will give you only one (1) AHS card. For an additional \$5, a 2nd card will be mailed.

And as always, when renewing or signing up as a new member, **PLEASE SEND YOUR FORM AND CHECK TO THE OHS P.O. BOX** (not the AHS address) - This will speed up the paper work



Specializing in the diagnosis and treatment of Asthma and other Allergic diseases in adults and children since 1925.

Warren V. Filley, M.D.

Diplomate American Board Allergy, Asthma and Immunology

MERCY OFFICE
Plaza Physician Offices
4140 W. Memorial Rd.
Suite 115
Oklahoma City, OK

CENTRAL OFFICE
750 N.E. 13th
(2 Bks, East of Lincoln)
P.O. Box 26827
Oklahoma City, OK 73126
(405) 235-0040

NORMAN OFFICE
Physicians & Surgeons Bldg.
950 North Porter
Suite 101
Norman, OK

**Oklahoma Horticultural
Society**

P.O. Box 75425
Oklahoma City, OK 73147-5425

OKLAHOMA HORTICULTURAL SOCIETY


**COME ONE, COME ALL TO
THE OHS HOLIDAY PARTY !**

DATE: Thursday, December 14

TIME: 6-9 p.m.

LOCATION: Myriad Gardens/
Crystal Bridge

POTLUCK: The OHS will provide
ham, so please bring anything you like
to go along with it



DRINK: non-alcoholic only

PARKING: FREE. East visitor lot;
entrance off of Reno just west of the
Robinson-Reno intersection.

QUESTIONS: Call Brenda at
(405)624-0583 or email

johnnbren@sbcglobal.net

**A GREAT BIG THANK YOU TO
ALLAN STORJOHANN AND THE
MYRIAD GARDENS FOUNDATION
FOR OFFERING THIS WONDERFUL
FACILITY FOR OUR PARTY
AT NO CHARGE**

*The Crystal Bridge will be closing
for renovation on January 2, so we
will be one of the last groups to see it
in its present lush state !*

Mailing address: OHS P.O. Box 75425 Oklahoma City, OK 73147-5425

Web Page: www.okhort.org